



## EMERGENCY POWER SUPPLIES AND LIGHTING FIXTURES



UltraLux®

Page 214



EMERGENCY  
POWER SUPPLIES

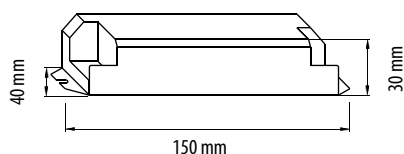
Page 215



LED EMERGENCY  
LIGHTING FIXTURES

## EMERGENCY POWER SUPPLIES

UltraLux®

EMERGENCY POWER SUPPLY WITH BUILT-IN BATTERY  
FOR LED LIGHTING

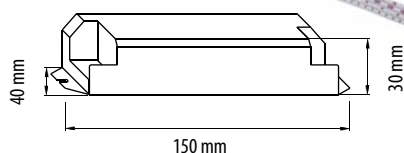
Product No.	Voltage	Output power at emergency mode	Cat. No.
ZAM242	100-270 V AC	3 W	06051

Battery: Li-ion, 3.6 V DC, 2500 mAh

Charging time: 24 h

 $I_{out} = 50 \text{ mA DC (max.)}$  $U_{out} = 60 \text{ V DC (max.)}$ 

Working time in emergency mode: &gt;90 min

EMERGENCY POWER SUPPLY WITH BUILT-IN BATTERY  
FOR LED LIGHTING

Product No.	Voltage	Output power at emergency mode	Cat. No.
ZAM243	190-270 V AC	3 W	06070

Battery: Li-ion, 3.7 V DC, 2600 mAh

Charging time: 24 h

 $I_{out} = 26 \text{ mA DC (max.)}$  $U_{out} = 115 \text{ V DC (max.)}$ 

Working time in emergency mode: &gt;120 min

EMERGENCY POWER SUPPLY WITH BUILT-IN BATTERY  
FOR LED LIGHTING

Product No.	Voltage	Output power at emergency mode	Cat. No.
ZAM503	190-270 V AC	10 W	06071

Battery: Ni-Cd, 12 V DC, 2500mAh

Charging time: 24 h

 $I_{out} = 68 \text{ mA DC (max.)}$  $U_{out} = 148 \text{ V DC (max.)}$ 

Working time in emergency mode: &gt;120 min



# LED EMERGENCY LIGHTING FIXTURES

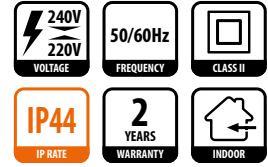


## LED EMERGENCY LIGHTING FIXTURE WITH BUILT-IN BATTERY, WATERPROOF



Product No.	Power	Colour temperature	Luminous flux	Cat. No.
LLE365	3 W	6500 K	50 lm / 140 lm	02374

Built-in Ni-Cd rechargeable battery: 3.6V/1500 mAh  
 Emergency power output: 3 W  
 Working time in emergency mode: 120 min  
 Charging time: 20 h  
 Luminous flux: 140 lm (emergency luminous flux)  
 ON/OFF switch  
 Sticker set included

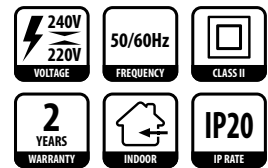


## LED LIGHTING FIXTURE WITH BUILT-IN BATTERY



Product No.	Power	Colour temperature	Luminous flux	Cat. No.
LLE265	1 W / 2 W	6500 K	55 lm / 110 lm	02373

Built-in Li-ion battery 3.7V DC / 800 mAh  
 Emergency power output: 1 W / 2 W  
 Working time in emergency mode: 90 min  
 Charging time: 16 h  
 Three modes: 1 W / 2 W / OFF  
 Sticker set included



## LED FIXTURE WITH BUILD-IN BATTERY



Product No.	Power	Colour temperature	Luminous flux	Cat. No.
LLE1565	1.5 W	6500 K	150 lm	02426

Built-in Ni-Cd battery: 3.6 V / 400 mAh  
 Emergency power output: 1.5 W  
 Working time in emergency mode: 180 min  
 Charging time: 12 h  
 Sticker set included  
 Dimensions: 240/185/20 mm

